

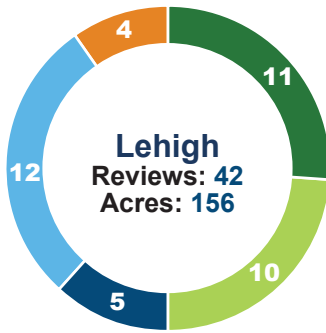
August 2025

BUILD LV

Subdivision + Land Development Monthly Report



PLAN ACTIVITY BY COUNTY



REGIONAL TOTALS*

10
Subdivision/Lot Line
Adjustments

35
Development

20
Stormwater
Management

5
Municipal Ordinances,
Maps and Plans

290
Acres

*Includes preliminary and final plans

RESIDENTIAL DEVELOPMENT

970 Total Units



91
SINGLE-FAMILY
DETACHED



78
TOWNHOUSES



523
APARTMENTS



4
TWINS



0
ASSISTED-
LIVING



0
MANUFACTURED
HOMES



274
CONDOS

NON-RESIDENTIAL DEVELOPMENT

707,569 Total Square Feet



303,334
COMMERCIAL



12,537
RETAIL



96,590
PUBLIC/
QUASI-PUBLIC



276,608
INDUSTRIAL



197,988
WAREHOUSE*



0
OFFICE



0
TRANSPORTATION



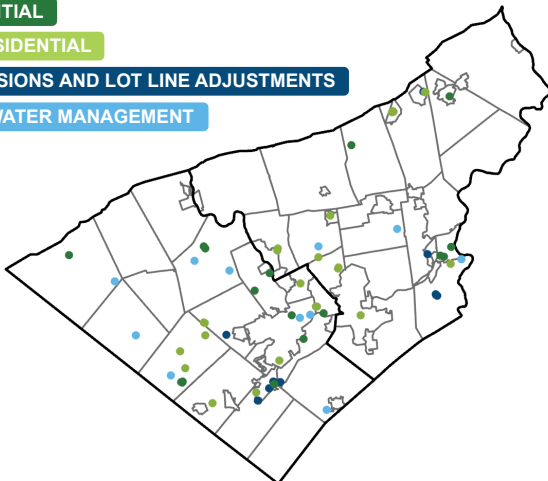
0
AGRICULTURE



18,500
RECREATIONAL

*Warehouse is a subset of Industrial

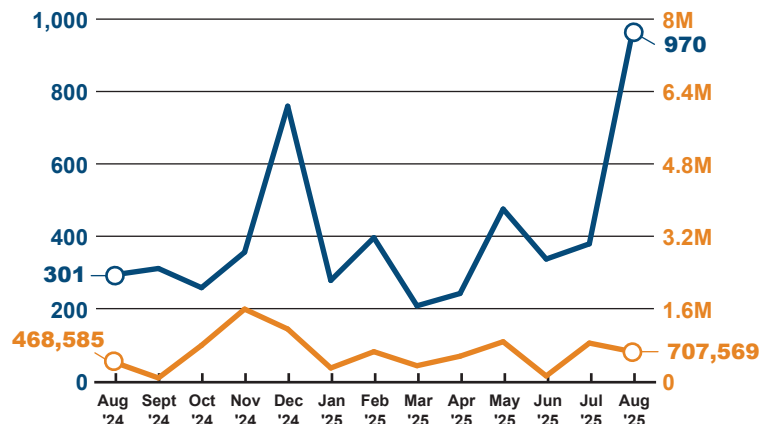
LOCATION OF DEVELOPMENT



YEAR-TO-DATE (YEAR-TO-YEAR)

RESIDENTIAL UNITS

NON-RESIDENTIAL SQUARE FOOTAGE



Previous Reports at lvpc.org/subdivision-data